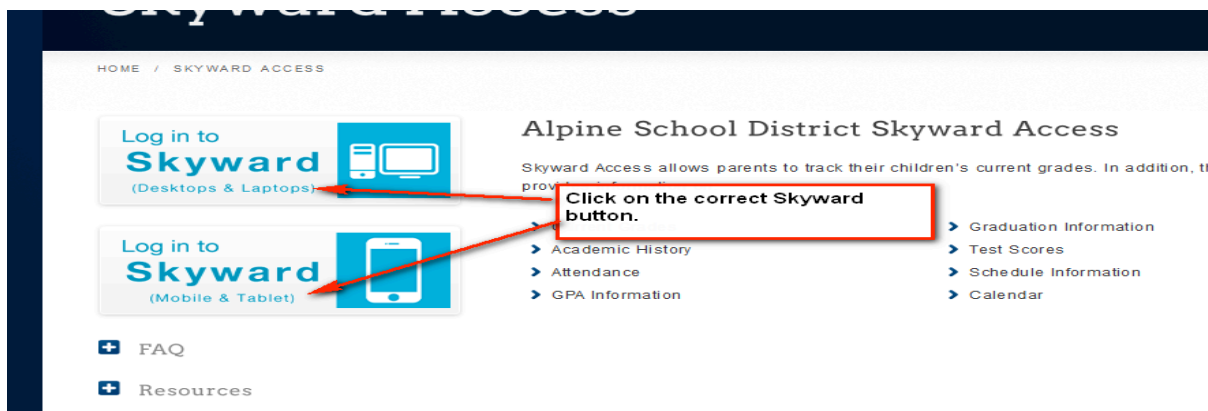
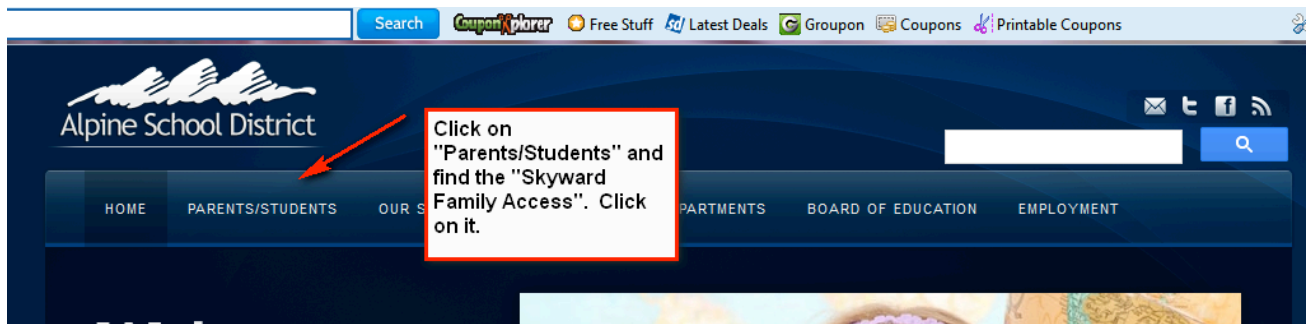


PARENT/GUARDIAN: SCHEDULING TEACHER CONFERENCES

*****CONFERENCES CANNOT BE SCHEDULED FROM MOBILE DEVICES*****

LOGIN TO SKYWARD USING YOUR PARENT LOGIN AND PASSWORD. YOU WILL NOT BE ABLE TO MAKE AN APPOINTMENT IF YOU ARE LOGGING IN AS YOUR STUDENT.

GO TO THE SKYWARD LOGIN SCREEN, ON THE ALPINE SCHOOL DISTRICT WEBSITE : www.alpineschools.org



IF YOU HAVE FORGOTTEN YOUR LOGIN AND PASSWORD:

CLICK ON "Forgot my login and password".

Login to Skyward. If you have forgotten your Login and/or password or never received it, click on "Forgot your Login/Password"

SKYWARD®

Alpine School District
Student Production - Live

Login ID:

Password:

Sign In

[Forgot your Login/Password?](#)

05.13.02.00.11-10.2

Login Area: All Areas

YOU WILL ENTER YOUR EMAIL ADDRESS. THIS WILL BE YOUR HOME EMAIL ADDRESS THAT WAS PREVIOUSLY ENTERED IN SKYWARD.

SKYWARD®

Forgotten Login/Password Assistance

Please enter your email address or user name. If it matches the email or user name the district has on file, you will be sent an email containing your login and a link that can be used to reset your password.

Email or User Name:

Submit Back

Enter the email address you gave the school for Skyward. Submit

YOUR LOGIN AND PASSWORD WILL BE SENT TO YOUR EMAIL. IF YOUR EMAIL ADDRESS IS NOT IN SKYWARD, CONTACT THE SCHOOL AND HAVE THE SECRETARY ADD IT TO YOUR PROFILE.

Choose your student and click on "Teacher Conferences"

The screenshot shows the Skyward Family Access web application. At the top left is the Skyward logo. To its right, the text "Family Access" is displayed above a dropdown menu currently showing "All Students". A red arrow points from a yellow callout box to this dropdown menu. The callout box contains the text: "Select your child using the drop down arrow if you have more than one child in Alpine School District." In the top right corner, there is a user profile for "Jessica Cook" with links for "My Account", "Contact Us", and "Email H". On the left side, there is a vertical navigation menu with items: Home, Student Information Update, Calendar, Gradebook, Attendance, Student Info, Schedule, Test Scores, Teacher Conferences, Academic History, Portfolio, Skylert, and Login History. A red arrow points from a second yellow callout box to the "Teacher Conferences" menu item. This callout box contains the text: "Click here to make a Parent Teacher Conference Appointment". The main content area in the center displays "No messages were found." On the right side, there is a section titled "Upcoming Events" with a list of dates and events: Today, Tue Sep 16, 2014 (Teacher Conference 4:50 PM - 5:00 PM), Today, Tue Sep 16, 2014 (words from reading), Today, Tue Sep 16, 2014 (Absent), Wed Sep 17, 2014 (Absent), Thu Sep 18, 2014 (Absent), Fri Sep 19, 2014 (Absent), Mon Sep 22, 2014 (Absent), Tue Sep 23, 2014 (Absent), and Wed Sep 24, 2014.

The Screen will now look like this:

Family Access

SKYWARD

Teacher Conferences

Scheduled Conferences Report

[Print All Scheduled Conferences](#)

Be [redacted] (NORTH POINT ELEMENTARY) [View Scheduled Times](#) | [All Conferences](#)

No teacher conferences are scheduled for this student.

Click here to make an appointment for Parent Teacher Conferences for this student.

You will be scheduling your Parent Teacher Conference using one course.

You can choose your time slot by clicking on "All Conferences". Then you will click on the "Select a Time" under the "Status" column.

Teacher Conferences

Scheduled Conferences Report

[Print All Scheduled Conferences](#)

Be [redacted] (NORTH POINT ELEMENTARY) [View Scheduled Times](#) | [All Conferences](#)

All Conferences	Status	Class	Building/Room
Period 1 12:00 AM - 12:00 AM	Not Yet Scheduled (Select a Time)	Language Arts 4 View Class	207 / 117

Click here to see the list of available times

The screen will look like this

Schedule a Conference Time with Amy Flynn

Conference Time Slots	Status	Building/Room	
Tue Sep 16, 2014 4:00 pm - 4:10 pm	Open	207 / 103	Select
Tue Sep 16, 2014 4:10 pm - 4:20 pm	Open	207 / 103	Select
Tue Sep 16, 2014 4:20 pm - 4:30 pm	Open	207 / 103	Select
Tue Sep 16, 2014 4:30 pm - 4:40 pm	Closed	207 / 103	
Tue Sep 16, 2014 4:40 pm - 4:50 pm	Open	207 / 103	Select
Tue Sep 16, 2014 4:50 pm - 5:00 pm	Open*	207 / 103	Select
Tue Sep 16, 2014 5:00 pm - 5:10 pm	Open	207 / 103	Select
Tue Sep 16, 2014 5:10 pm - 5:20 pm	Open	207 / 103	Select
Tue Sep 16, 2014 5:20 pm - 5:30 pm	Open	207 / 103	Select
Tue Sep 16, 2014 5:30 pm - 5:40 pm	Open	207 / 103	Select
Tue Sep 16, 2014 5:40 pm - 5:50 pm	Open	207 / 103	Select
Tue Sep 16, 2014 5:50 pm - 6:00 pm	Open	207 / 103	Select
Tue Sep 16, 2014 6:00 pm - 6:10 pm	Open	207 / 103	Select
Tue Sep 16, 2014 6:10 pm - 6:20 pm	Open	207 / 103	Select
Tue Sep 16, 2014 6:20 pm - 6:30 pm	Open	207 / 103	Select
Tue Sep 16, 2014 6:30 pm - 6:40 pm	Open	207 / 103	Select
Tue Sep 16, 2014 6:40 pm - 6:50 pm	Open	207 / 103	Select
Tue Sep 16, 2014 6:50 pm - 7:00 pm	Open	207 / 103	Select
Tue Sep 16, 2014 7:00 pm - 7:10 pm	Open	207 / 103	Select
Tue Sep 16, 2014 7:10 pm - 7:20 pm	Open	207 / 103	Select
Tue Sep 16, 2014 7:20 pm - 7:30 pm	Open	207 / 103	Select

Choose the date and time you want and click on the "select" button for that date and time.

Choose the date and time slot you want. A smaller information box will appear confirming the date and date and time.

Select Time Slot

Teacher: Em [redacted]
Date: Wed Feb 4, 2015
Time: 3:45 PM - 4:00 PM

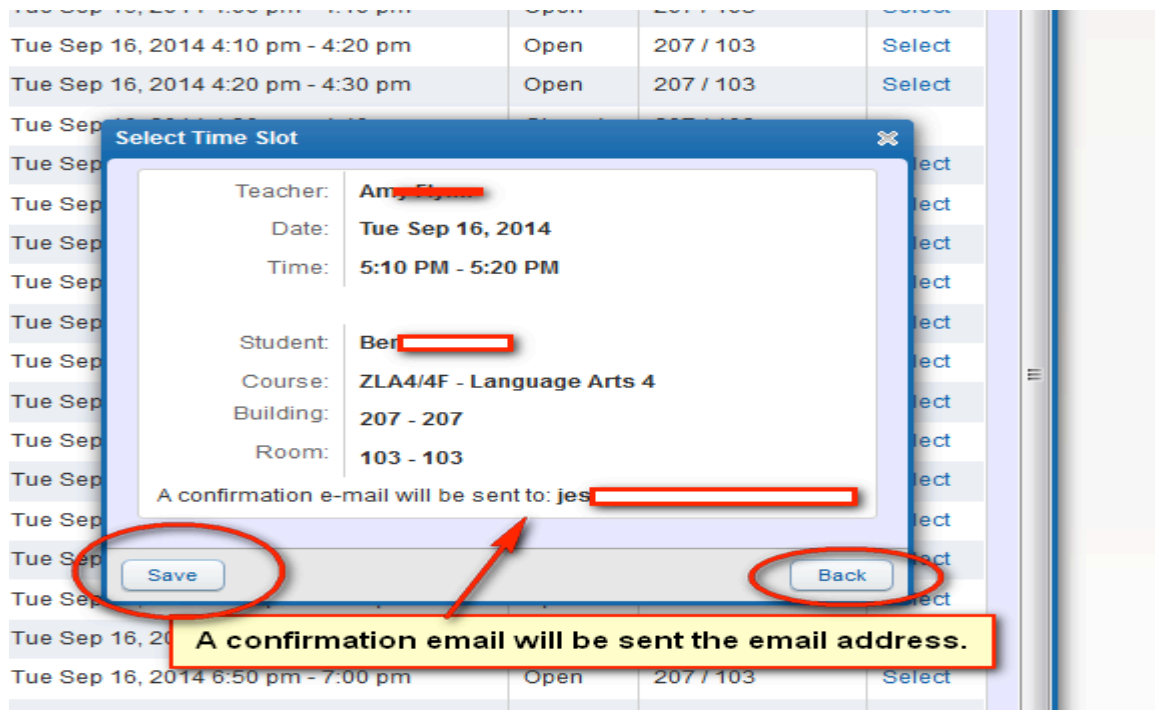
Student: Jasc [redacted]
Course: ZATT5/51 - Attendance-5th Grade
Building: 125 - 125
Room:

A confirmation e-mail will be sent to: uritaadriana@yahoo.com

Save Back

If you are okay with this date and time, click on the "SAVE" button. If you want to choose another time click on the "BACK" button.

*****If the "Select" button does not work for you, it may be your Browser that is blocking it. Google Chrome can be a problem at times. Firefox works the best.*****



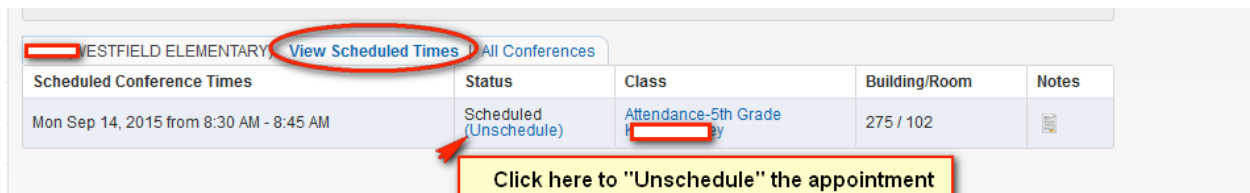
The screenshot shows a "Select Time Slot" dialog box overlaid on a table of available time slots. The dialog box contains the following information:

- Teacher: [Redacted]
- Date: Tue Sep 16, 2014
- Time: 5:10 PM - 5:20 PM
- Student: [Redacted]
- Course: ZLA4/4F - Language Arts 4
- Building: 207 - 207
- Room: 103 - 103

Below the information, it says "A confirmation e-mail will be sent to: [Redacted]". At the bottom of the dialog box, there are two buttons: "Save" and "Back", both of which are circled in red. A yellow callout box with a red arrow pointing to the email address field contains the text: "A confirmation email will be sent the email address."

Your Parent Teacher conference is now scheduled.

To "Unschedule" the appointment click on "View Scheduled Times"



The screenshot shows a web interface for "WESTFIELD ELEMENTARY" with a "View Scheduled Times" button circled in red. Below the button is a table of scheduled conference times:

Scheduled Conference Times	Status	Class	Building/Room	Notes
Mon Sep 14, 2015 from 8:30 AM - 8:45 AM	Scheduled (Unschedule)	Attendance-5th Grade [Redacted]	275 / 102	

A yellow callout box with a red arrow pointing to the "Scheduled (Unschedule)" link in the table contains the text: "Click here to 'Unschedule' the appointment"

Teacher Conferences

Scheduled Conferences Report
[Print All Scheduled Conferences](#)

Be [redacted] (NORTH POINT ELEMENTARY) [View Scheduled Times](#) | [All Conferences](#)

Scheduled Conference Times	Status	Class	Building/Room
Tue Sep 16, 2014 from 5:00 PM - 5:10 PM	Scheduled (Unschedule)	Language Arts 4	207 / 103

Your Conferenc time is now scheduled.

You can unschedule your appointment and select another time by clicking here.

You can now go back to the top of the screen to choose another one of your children to schedule their Parent Teacher conference. Click on the Drop down arrow at the top of the screen.

SKYWARD Family Access
 B [redacted]

click here to change students.

Teacher Conferences

Scheduled Conferences Report
[Print All Scheduled Conferences](#)

Be [redacted] (NORTH POINT ELEMENTARY) [View Schem](#)

Scheduled Conference Times

Tue Sep 16, 2014 from 5:00 PM - 5:10 PM

All Conference Times you have scheduled will appear under "View Scheduled Times" .

Teacher Conferences

Scheduled Conferences Report
[Print All Scheduled Conferences](#)

Jas [redacted] [View Scheduled Times](#) | [All Conferences](#)

All Conferences	Status	Class	Bu
Period 1 12:00 AM - 12:00 AM	Not Yet Scheduled (Select a Time)	Attendance-5th Grade [redacted] Kinson	12:

You can also print your scheduled Conferences.

Teacher Conferences

Scheduled Conferences Report
[Print All Scheduled Conferences](#)

Ber [redacted] (NORTH POINT ELEMENTARY) [View Scheduled Times](#) | [All Conferences](#)

Scheduled Conference Times	Status	Class
Tue Sep 16, 2014 from 5:00 PM - 5:10 PM	Scheduled (Unschedule)	Language Art [redacted]

All of your children who have conferences scheduled should appear here with Conference times.

The Print out will look like this.

1sconf04.p 05-2
05.13.10.00.00

Alpine School District
Parent Conference Report

12/31/13

<u>TIME</u>	<u>BUILDING</u>	<u>ROOM</u>	<u>TEACHER</u>	<u>COURSE</u>	<u>STUDENT</u>
3:30 pm - 3:45 pm	175	101	Cheryl Naegle	Attend-5th Grde	Kade [redacted]
3:45 pm - 4:00 pm	175	103	Jenna Berry	Attend-3rd Grde	Jace [redacted]

***** End of report *****

The Parent Teacher Conferences will show on the school Calendar. If you mouse over the time of the Conference, you will see more detailed information.

Previous Month

December 2013

Next Month

Sunday	Monday	Tuesday	Wednesday	Thursday	Friday	Saturday
1	2	3 Pg. 917-918 (A) Pg. 925-926 (A-)	4 Polygon Test (A-)	5 ADD 1-3 (A) Fun With Coordii (A)	6 Tazio Nuvolari (A) WTW Homework (A) WTW Journal #: (A) WTW wk#12 Te: (A) Coordinate Plan: (A) Coordinate Plan: (N)	7
8	9	10 pg. 951-954 (A-)	11 Pg. 957-960 (B+)	12 Practice 1 & 2 (A)	13 WTW wk#13 HM (A) WTW wk#13 Jo: (A) WTW wk#13 Te:	14
15	16	17 Calculating Volur (A)	18	19	20	21
22	23 No School	24 No School	25 No School	26 No School	27 No School	28
29	30 No School	31 No School TC: 3:30 pm - 3:45 pm TC: 3:45 pm - 4:00 pm				